

3.5 Presentation: Using NovoConnect Software

NovoConnect Software allows you to wirelessly connect to the big screen from your Windows/Mac/Ubuntu/ChromeOS computers and iOS/ Android tablet or smartphone. Up to four users can share screens simultaneously. Innovative annotation tools make it easy for everyone to join in the conversation. Wireless file sharing and voting/polling functionalities help keep everyone in the loop. Windows, macOS, iOS, Android, Ubuntu and Chromebook user can use NovoConnect Software to share screen and collaboration.

Download NovoConnect Software

Windows/ MacBook/ Ubuntu/ ChromeBook: Go to LaunchNovo.com to download. We provide portable and installation version for user chose. Click NovoConnect software to launch it.

How to Join a Meeting

Step 1. Under the same network with NovoConnect products.

Step 2. In NovoConnect Software, you have two options to join a meeting.

- Select the desired NovoConnect device from **Nearby**

Devices, History, or Device Directory.

- Based on the NovoConnect device home screen information to enter **Meeting ID, IP address or Meeting Room Name.**



How to Start/Pause




Start presenting

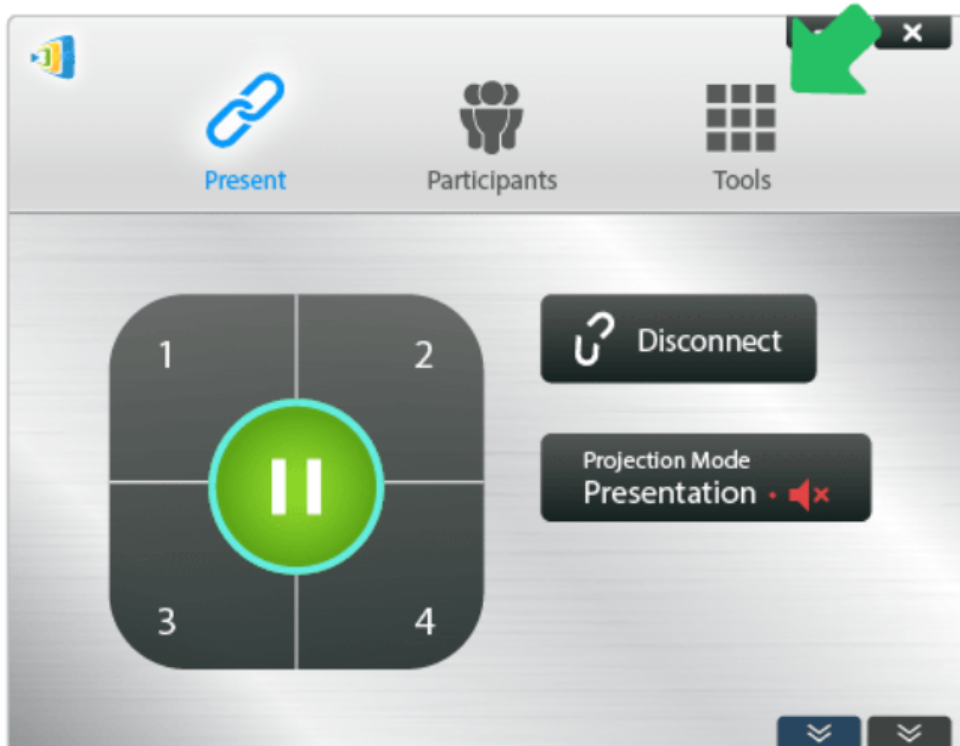




Pause presenting





Start Your Collaboration

To project your screen to the big screen, you can enhance your

meeting by sharing up to 4 screens simultaneously, or using the big screen as a extended desktop. More sharing tools are available in . Including YouTube/Video Clip, File Sharing, AirNote, Voting/Polling and so on, all of which could help you conduct a collaborative and engaging meeting.



	Icon	Description
Screen Mirroring		Cross-platform screen mirroring lets everyone share from any device.
Video & YouTube		Sharing local video clips or web videos without any compromise in video quality.

<p>Sharing</p>		<p>File sharing for any file format like PowerPoint files, photos, and video clips with all meeting participants via one simple click.</p> <p>URL webpage sharing.</p> <p>Screenshot sharing.</p>
<p>Voting/Polling</p>		<p>Preparing your voting/polling ahead of time and see your voting/polling session in real-time.</p>
<p>AirNote</p>		<p>Annotate any content on your computer, facilitating in-depth discussion.</p>
<p>NovoScreenote</p>		<p>Anyone can annotate the projection screen from their computers, tablets, or phones.</p>

Tutorial Video