






















# 4.1 Upload and deploy apps

This chapter is introduction about apps management on Remote Manager Cloud, such upload app to cloud, deploy to device.

Enter the “Apps” of main menu, you can see the screen as below.

Apps >

Apps								↻	+
	App name	Version	Version code	Min SDK	File size	Uploaded by	Last updated		
	Magic iPerf	1.0	1	19	785.51 KB	Botao	2024-06-05		
	ES File Explorer	4.1.7.16	628	14	15.5 MB	Botao	2023-05-31		
	Excel	16.0.11901.20110	2001787961	23	66.64 MB	Eric	2023-04-25		
	PowerPoint	16.0.11901.20110	2001787961	23	63.88 MB	Eric	2023-04-25		
	VLC	3.2.3	13020304	17	24.98 MB	Eric	2023-04-25		
	Adobe Acrobat	18.2.0.182935	182935	16	23.03 MB	Eric	2023-04-25		
	Skype	8.15.0.430	1250003512	15	21.78 MB	Eric	2023-04-25		

- Upload apps: click “+” icon to upload your apk file.
- Deploy apps: click cloud icon to deploy apk file to device. Only online device can be deployed the application.