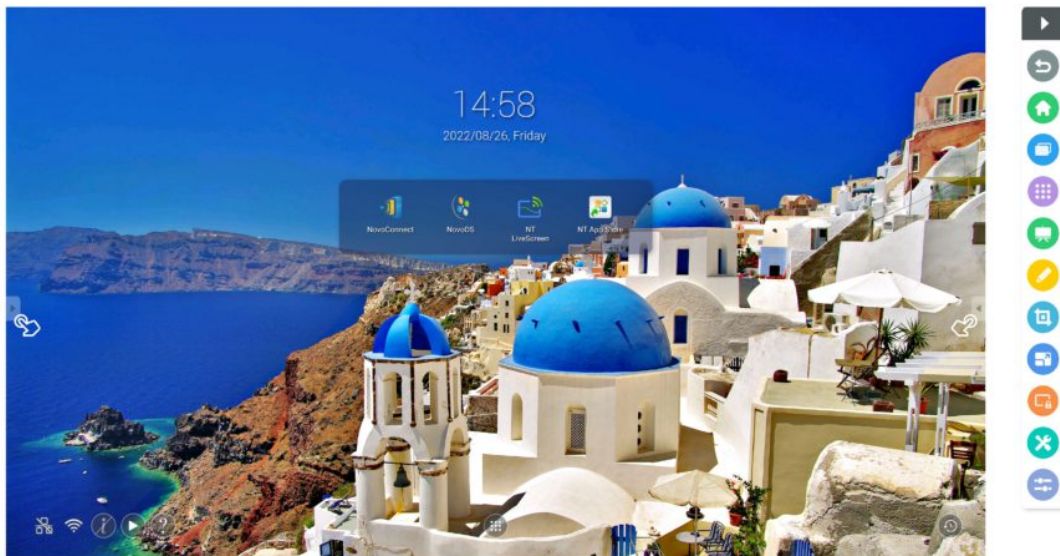













3.2 Side Bar Tools

The NovoTouch user interface features a set of interactive tools that are accessible from any screen/app in the interface by touching the arrow button on the left and right side of the touchscreen, as seen in the image below.



The tools include the following items:

Item	Description
	Return to the previous screen.
	Return the display to the home screen.
	Allow you to switch between the recently opened apps.
	Open the All Apps menu.

	<p>Launch the Note app. See the Note section for more information on the Note app.</p>
	<p>Enable and Disable to On-Screen annotation.</p>
	<p>Allow you to create a screenshot of the screen which can be annotated using the touchscreen and then saved.</p>
	<p>Launch the freeze screen tool which allows you to freeze the image shown on the display and then zoom in or out on the frozen image.</p>
	<p>Allow you to activate/deactivate a 4-digit screen lock password.</p>
	<p>Open menu of additional interactive tools including the following:</p> <ul style="list-style-type: none"> · Spotlight: Illuminates only a portion of the image shown on the display. · Countdown: Turns the touchscreen to an interactive countdown clock. · StopWatch: Turns the touchscreen into an interactive stopwatch.
	<p>Open the input source menu.</p>