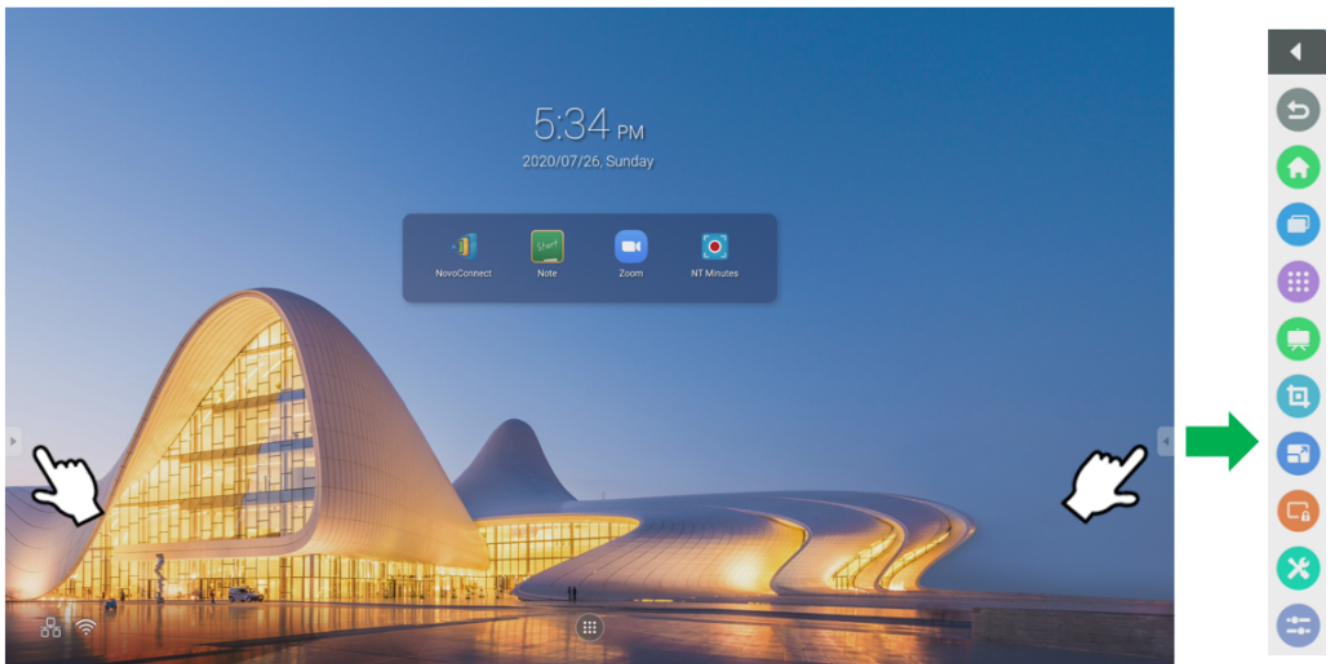











## 3.2 Side Bar Tools

The NovoTouch user interface features a set of interactive tools that are accessible from any screen/app in the interface by touching the arrow button on the left and right side of the touchscreen, as seen in the image below.



The tools include the following items:

Item	Description
	Return to the previous screen.
	Return the display to the home screen.

	<p>Allow you to switch between the recently opened apps.</p>
	<p>Open the All Apps menu.</p>
	<p>Launch the Note app. See the <a href="#">Note</a> section for more information on the Note app.</p>
	<p>Allow you to create a screenshot of the screen which can be annotated using the touchscreen and then saved.</p>
	<p>Launch the freeze screen tool which allows you to freeze the image shown on the display and then zoom in or out on the frozen image.</p>
	<p>Allow you to activate/deactivate a 4-digit screen lock password.</p>
	<p>Open menu of additional interactive tools including the following:</p> <ul style="list-style-type: none"> <li>· Spotlight: Illuminates only a portion of the image shown on the display.</li> <li>· Countdown: Turns the touchscreen to an interactive countdown clock.</li> <li>· StopWatch: Turns the touchscreen into an interactive stopwatch.</li> </ul>



Open the input source menu.