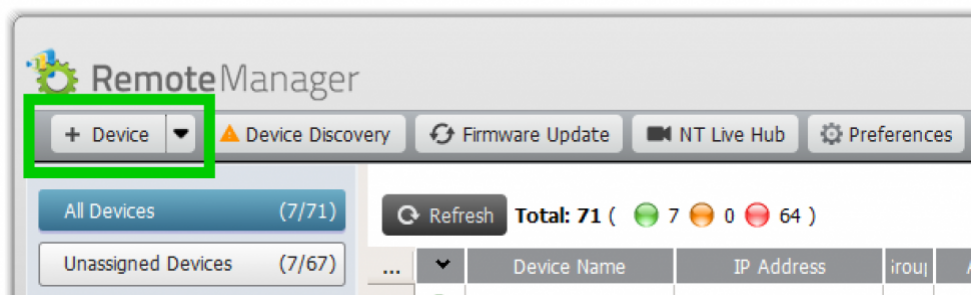



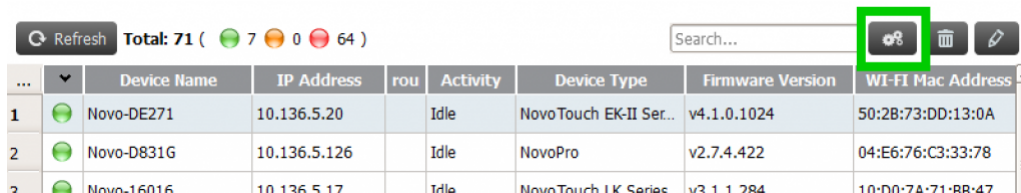
2.8 Use Remote Manager for installation

Launch **Remote Manager** software under the same local network with Novo device.

Go to the left top corner, click **+Device** > Input the Novo device's IP address to add the device into Remote Manager table.



On the device list, click the device you want to configure, then click  to go to setup.



...	Device Name	IP Address	rou	Activity	Device Type	Firmware Version	WI-FI Mac Address
1	Novo-DE271	10.136.5.20		Idle	NovoTouch EK-II Ser..	v4.1.0.1024	50:2B:73:DD:13:0A
2	Novo-D831G	10.136.5.126		Idle	NovoPro	v2.7.4.422	04:E6:76:C3:33:78
3	Novo-16016	10.136.5.17		Idle	NovoTouch LK Series	v3.1.1.284	10:D0:7A:71:BB:47

IT can control the devices remotely, such as setup device name, remote upgrade, change system language and time zone, download log file remote for troubleshooting and so on for individual Novo device.

Novo-B5CADE271 (10.136.5.20)

General Network Security Misc.

Device Name [← Apply](#)

Model

Edition

App Version [↻ Online Update](#)

Build Version

Software Edition

Online Users

[↻ Refresh](#) [Close](#)

General settings

Novo-B5CADE271 (10.136.5.20)

General Network Security Misc.

Wi-Fi Mode [🔗 Configure Wi-Fi](#)

SSID

Wi-Fi IP [📶 Network Routing](#)

LAN IP

WI-FI Mac Address

LAN Mac Address

[↻ Refresh](#) [Close](#)

Network settings

Novo-B5CADE271 (10.136.5.20)

General Network Security Misc.

Screen-Cast Configuration

☒ Enable Google Cast [← Apply](#)


☒ Enable AirPlay [← Apply](#)

☐ Enable AirPlay Code [← Apply](#)

☐ PIN Required [← Apply](#)



[↻ Refresh](#) [Close](#)



Security settings

 Novo-B5CADE271 (10.136.5.20)

General Network Security **Misc.**


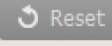
Display

Language English  


Time Zone Pacific Time (GMT-7:00)  

NTP Settings

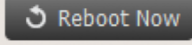
System Time 2020/06/30 02:02:56 PDT

NTP Server 2.android.pool.ntp.org  

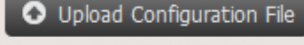
Log Download

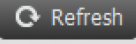

☐ Enable Log Download 

Restart Device



Configure Device



 Refresh 

Settings for System Language, Time Zone, NTP Server, Log File Download, Remote Reboot, Upload Config File.