

# Remote Control (X900)

Model name: NC-X900

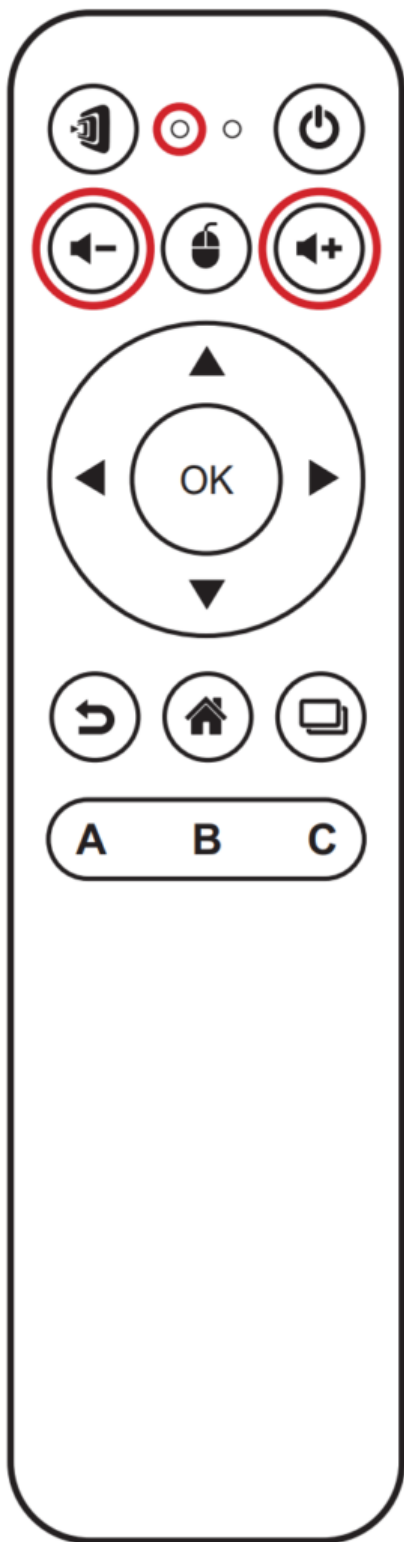
## Remote Control Pairing

NC-X900 is using RF remote control. Before you can use the remote control, you must pair it with the main unit.










**Step1.** Power on the main unit.

**Step2.** With the remote control in range of the main unit, **press and hold** the **Volume +** and **Volume –** buttons simultaneously for 2 seconds. The left LED will light up and start blinking.

**Step3.** Once the LED stops blinking and stays constantly lit, pairing is complete.



# Function Description

| Icon  | Description                               | Icon  | Description | Icon  | Description |
|---|---|---|-------------|---|-------------|
|  | Mode Switching<br>(Presentation- Signage) |  | Volume +/-  |  | Go-Back     |
|  | Power                                     |  | Navigation  |  | Home        |
|  | Mouse Click(Left Click)                   |  | Confirm     |  | Recent Apps |